





Manufacturer and Designer of
Performance Power Steering
Systems and Components


LS Alternator Bracket Installation



Install 10mm x 80mm SHCS through the bracket, through a 2.110" spacer and thread into the block.



Install 10mm x 90mm hex bolt and washer through the bracket, through the alternator, then through a .250" spacer and last thread into the block.



Install idler pulley with the 3/8" x 1 bolt, washer and lock washer. Make sure the steel black spacer is behind the idler pulley. Torque to 30-35 ft. lbs.